

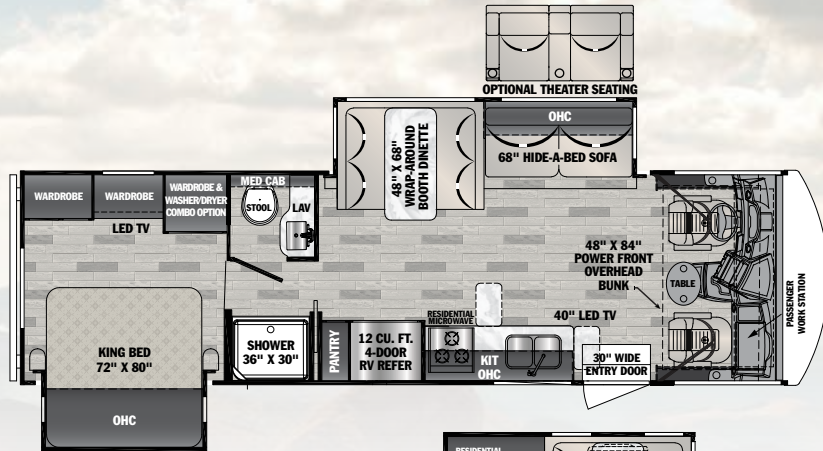
FR3
FOREST RIVER

FR3
FOREST RIVER

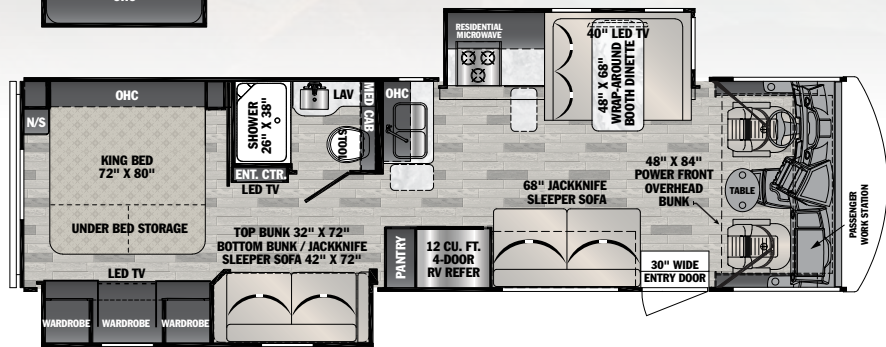




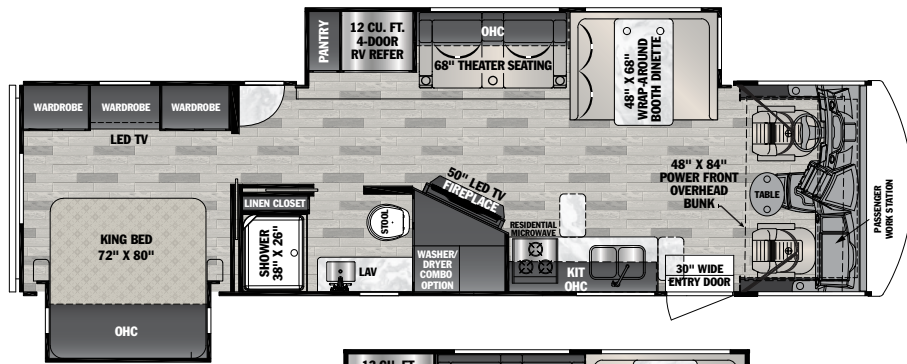
30DS



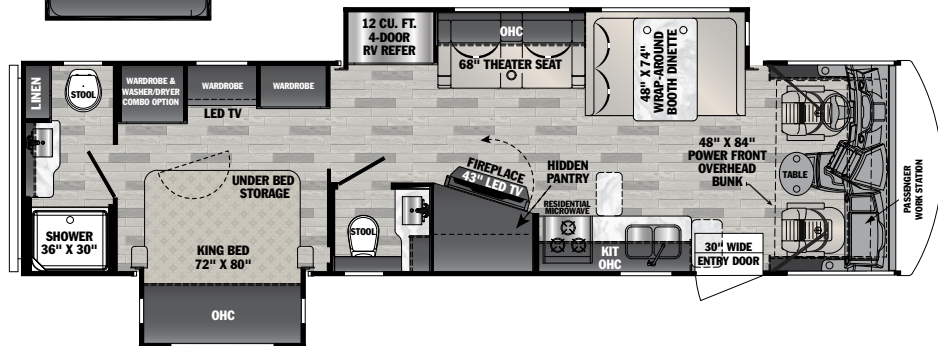
32DS



33DS



34DS



STANDARDS & FEATURES

MOTOR HOME CHASSIS & COCKPIT

Ford F53 Gas Class A Motor Home Chassis
 7.3L 445 cu. in. V-8 6-Speed TorqueShift Transmission 350 HP & 468 Ft-Lbs
 MO'Ryde Chassis Conversion Uplift
(SEE CONSTRUCTION DIAGRAM)
 Molded ABS Ergonomic Cockpit Dash
 - Passenger Side Flip Over Work Station
 - Deep Passenger Side Glove Box
 - Passenger Side 110 & 12V Outlets
 - Driver & Passenger Side Molded Arm Rests w/Cup Holder
 - Sony 9.6" Dash Radio AM/FM/Bluetooth/Color Back Up Monitor/Apple CarPlay & Android Auto
 - Center Switch Bank
 - Phone & Tablet Holder
 - Flush Access Panel (Top of Dash)
 - Multi-Port USB/12V Charging Station
 Power Front Sun/Privacy Shade
 Driver & Passenger Side Manual Pull Down Roller Shades
 Two Tone 5-Year Ultra Leather Driver/Passenger Seating w/Double Stitching
 Truck Bed Lined - Low Profile Cockpit Engine Cover
 Driver/Passenger LED Map Lights
 Driver/Passenger Speakers
 Fixed Cockpit Diamond Plate Rubber Floor Mats
 Adjustable 3 Point Seat Belts (Driver/Passenger)
 Removable Pedestal Cockpit Conversation Table w/Cup Holders

MOTOR HOME CONSTRUCTION & EXTERIOR

Vacuum Bonded Construction (Roof/Sidewalls/Floor)
(SEE CONSTRUCTION DIAGRAM)
 Power Gear SlimRack® Slideouts (Deep Slideouts Various Models)
 Pearl Grey Gel-Coat Sidewalls w/Matte Black Graphic Package
 Pearl Grey Gel-Coated Fiberglass Front Cap w/Auto Bonded Windshield & Lighted Logo
 Matte Black Side-Swing Front Grill w/Mesh Bug Shield
 Steel Firewall & A-Pillar Extension
(SEE CONSTRUCTION DIAGRAM)
 Bi-LED Headlamps & Lower LED Fog Lights
 LED Turn Signals, LED Marker Lights & LED Strip/Turn Light

Front License Plate Landing w/Mounting Bracket
 Power/Heated Exterior Mirrors
 Body Mounted Side & Rear view Camera Package
 One Piece Fiberglass Roof w/Extended Rain Spouts
 Heavy Duty Slam Latch Storage Compartment Doors
 30" Wide Entry Door w/Deadbolt Lock & Screen Door
 Triple Electric Hideaway Entrance Steps
 Rubberized Entry Assist Handle
 Max Flow Slider Windows
 "SUPER STORAGE" Pass-through Rear Cargo Compartment
 Grey Rotocast Storage Boxes w/Drains
 Rear Roof Ladder
 Power Patio Awning w/LED Light
 Slideout Room Topper Awnings
 Outside Shower
 Dual Rear LED Tail Lights
 Rear License Plate Bracket
 Powder Coated Steel Rear Bumper
 5,000 lb. Tow Hitch
 w/7-Way Plug (pre-wired for brake controller & charge line)
 Outside Entertainment Center w/TV & Marine-Grade Speakers
 Quick Connect Exterior LP Fitting
 Stainless Steel Wheel Liners w/Valve Extenders

MOTOR HOME INTERIOR

Flush Floor Construction (no steps into cockpit)
 Interior Metal Entry Assist Handle
 Rubber Tread Entry Steps
 Power Fold-Away Overhead Bunk w/Ladder & Safety Net (350lbs Weight Capacity)
 84" Interior Ceilings
 LED Lighting Throughout (5000K Cool/Daylight White)
 Black Hardware, Appliances, Plumbing Fixtures, Glass Shower Door Frame
 IVC Residential Vinyl Flooring
 Custom Countertops w/Flip-up & Pullout Countertop Extensions
 Stainless Steel Kitchen Sink w/Bamboo Cutting Board & Roll Up Dryer
 Trash Can Storage Area Below Sink
 30" Residential OTR Microwave Oven
 Norcold Four Door 12 cu. ft. Gas/Electric RV Refrigerator
 3-Burner Cooktop w/ 22" Oven, Flush Mount Glass Stove Cover

Two Tone 5-Year Ultra Leather Sofa (Hide-a-Bed 30DS, Jack Knife 32DS)
 Two Tone 5-Year Ultra Leather Theatre Seating w/Cup Holders & 12V (33DS, 34DS)
 Two Tone 5-Year Ultra Leather Wrap Around Dinette Booth w/Cup Holders (Comfort Lounge)
 Dual Access Dinette Storage w/Doors
 Heavy Duty Full Extension Ball Bearing Drawer Guides
 Black Roller Shades
 w/Residential Window Treatments
 Kitchen Flip Up 40" LED TV w/Storage Area Behind (30DS)
 40" LED TV w/Dual Dinette Windows (32DS)
 50" LED TV (33DS)
 43" LED TV w/Hidden Pantry Area Behind (34DS)
 Oversized Kitchen Pantries (All Models)
 Porcelain Toilet w/Foot Flush (34DS Macerator Stool Half Bath)
 Stainless Steel Under Mount Lavatory Sink
 3 Piece Sliding Glass Shower Door
 12V Power Vent Fan (Bathroom)
 Black Bathroom Trough Faucet
 Two Tone 5-Year Ultra Leather Jackknife Bunk Sofa w/Filler Cushion & Cup Holders
 Flip Up Top Bunk (32DS)
 32" LED TV/Bunk Entertainment Area (32DS)
 Latching Privacy Pocket Doors
 72" x 80" Residential King Bed Under Bed Storage (32DS, 34DS)
 Bedroom Wardrobe
 Night Stands w/Charging Stations
 Wash/Dryer Prep (N/A 32DS)
 32" Flip Up LED Bedroom TV w/Storage Behind
 CPAP Prep Bedroom Overhead

MOTOR HOME SYSTEMS

Hydraulic 4-Point Auto Leveling Jacks
 Forest River Command Center
 - Tank Levels
 - Battery Level Indicator
 - LP Level Indicator
 - Generator Hour Meter & Start-Stop
 - Arctic Package (Heated Holding Tanks/Termination Valves)
 - Water Pump Power Switch
 - Water Heater LP Switch
 - Slide-Out Controls

5.5KW NPS Yamaha Generator w/PureSine Inverter Technology (Manual/Keyless Start)
 Winegard 360+ HD TV & AM/FM Antenna w/WiFi & LTE Controller
 Merlin Solar Controller (360W Capacity) w/115W Solar Flex Panel
 (2) High Output Quiet Air Command™ Ducted Roof A/C's w/Chill Construction, Dehumidifier & Heat Pump (Front A/C Only)
 (2) Deep Cycle House Batteries
 Battery Disconnect Switch
 Keyed Overhead Bunk Lockout Switch
 Emergency Start Switch
 6 Gallon Gas/Electric Water Heater (16.2 GPH Quick Recovery)
 Black Tank Flush
 35,000 BTU Furnace
 50 Amp Service
 70 Amp Progressive Dynamics Power Converter w/Charge Wizard
 USB Charging Stations
 12V Maxx Air Power Roof Vent
 Carbon Monoxide & LP Detector
 Smoke Alarm
 Fire Extinguisher
 5,000 BTU Linear Fireplace (33DS, 34DS)

MOTOR HOME DÉCOR

Fossil Maple Cabinetry Standard
 Oakley Seal Interior
 Seaport Storm Interior

MOTOR HOME OPTIONS

Theatre Seating 30DS (in place of Hide-a-Bed)
 Combo Washer/Dryer (N/A 32DS)



CONSTRUCTION LAYERS

MULTI-LAYERED LAMINATED ROOF SYSTEM

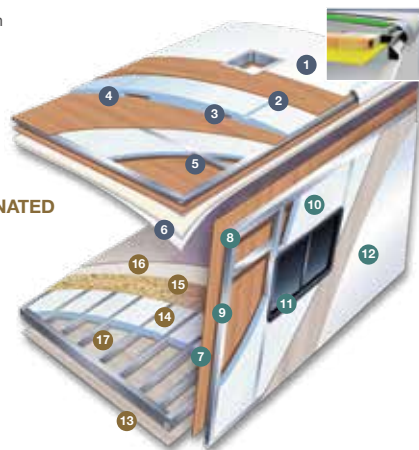
1. Crowned Exterior Fiberglass Roof (Flat Interior Ceiling)
2. 1/4" Decking
3. Block Foam Insulation
4. A/C Ducts
5. Tubular Aluminum Framing
6. Interior Hard Pan Vinyl

VACUUM-BOND LAMINATED SIDEWALLS

7. Decorative Interior Wall Board
8. Tubular Aluminum Framing
9. EGS Metal Backers Increase Support for Interior Cabinetry
10. Block Foam Insulation
11. Openings Framed in Aluminum
12. Gelcoat Fiberglass Exterior

VACUUM-BOND LAMINATED FLOOR SYSTEM

13. Vapor Barrier
14. Block Foam Insulation
15. Seamless Floor Decking
16. Linoleum Flooring Throughout Entire Coach
17. 1" Aluminum Framing



SPECIFICATIONS

	30DS	32DS	33DS	34DS
Chassis	Ford	Ford	Ford	Ford
Engine	V-8	V-8	V-8	V-8
Horsepower	350HP	350HP	350HP	350HP
Torque	468 ft-lbs	468 ft-lbs	468 ft-lbs	468 ft-lbs
Wheelbase	190"	228"	228"	228"
Fuel Tank	80 gal	80 gal	80 gal	80 gal
Tire Size	245/70R19.5	245/70R19.5	245/70R19.5	245/70R19.5
GVWR	18,000 lbs	20,500 lbs	20,500 lbs	20,500 lbs
GCWR	23,000 lbs	26,000 lbs	26,000 lbs	26,000 lbs
GAWR Front	7,000 lbs	7,500 lbs	7,500 lbs	7,500 lbs
GAWR Rear	12,000 lbs	13,500 lbs	13,500 lbs	13,500 lbs
Exterior Storage	121 cu ft	159 cu ft	161 cu ft	195 cu ft
LP Tank	24.5 gal	24.5 gal	24.5 gal	24.5 gal
Water Heater	6 gal	6 gal	6 gal	6 gal
Furnace	35,000 BTU	35,000 BTU	35,000 BTU	35,000 BTU
Fresh Water	52 gal	52 gal	52 gal	52 gal
Gray Water	42 gal	42 gal	42 gal	52 gal
Black Water	42 gal	42 gal	42 gal	52 gal
Length	31' 8"	33' 11"	34' 10"	35' 11"
Exterior Width	101"	101"	101"	101"
Exterior Height with A/C	12' 5"	12' 5"	12' 5"	12' 5"
Interior Width	99.5"	99.5"	99.5"	99.5"
Interior Height	82"	82"	82"	82"
Awning Length	16'	12'	19'	17'

GVWR (Gross Vehicle Weight Rating) is the maximum permissible weight of the unit when fully loaded. It includes all weights, inclusive of all fluids, occupants, cargo, optional equipment and accessories. For safety and product performance do NOT exceed the GVWR.

GCWR (Gross Combined Weight Rating) is the maximum permissible loaded weight of your motor home and any towed trailer or towed vehicle. Actual GCWR of this vehicle may be limited by the sum of the GVWR and the installed hitch receiver maximum capacity rating; see hitch rating label for detail.

GAWR (Gross Axle Weight Rating) is the maximum permissible weight, including cargo, fluids, optional equipment and accessories that can be safely supported by each axle.

UVW (Unloaded Vehicle Weight)* is the typical weight of the unit as manufactured at the factory. It includes all weight at the unit's axle(s), including full fuel, all fluids and LP Gas. The UVW does not include cargo, fresh potable water, additional optional equipment or dealer installed accessories.

*Estimated Average based on standard build optional equipment.

CCC (Cargo Carrying Capacity)** is the amount of weight available for fresh potable water, cargo, passengers, additional optional equipment and accessories. CCC is equal to GVWR minus UVW. Available CCC should accommodate fresh potable water (8.3 lbs per gallon). Before filling the fresh water tank, empty the black and gray tanks to provide for more cargo capacity.

** Estimated average based on standard build optional equipment

Each Forest River RV is weighed at the manufacturing facility prior to shipping. A label identifying the unloaded vehicle weight of the actual unit and the cargo carrying capacity is applied to every Forest River RV prior to leaving our facilities.

The load capacity of your unit is designated by weight, not by volume, so you cannot necessarily use all available space when loading your unit.

Actual towing capacity is dependent upon your particular loading and towing circumstances, which includes the GVWR, GAWR and GCWR as well as adequate trailer brakes. Please refer to the Operator's Manual of your vehicle for further towing information.

CUSTOMER SATISFACTION



www.ForestRiverBuyLocal.com



www.forestriverfrog.com



Learn More
Scan this barcode using a QR Reader on your smart phone to learn more about Forest River.



A Berkshire Hathaway company.



F53 Class A motorhome chassis



24/7 EMERGENCY ROADSIDE ASSISTANCE WITH VEHICLE PURCHASE*

TOWING
JUMP-STARTS
TIRE CHANGES
FLUID DELIVERY
LOCKOUT
SERVICE

WINCH-OUT
MOBILE MECHANIC
TECHNICAL
SUPPORT
DEALER LOCATOR
SERVICES



*VALID FOR 1 YEAR FROM DATE OF PURCHASE

YOUR FR3 DEALER



LaMesaRV.com
800-496-8778



Forest River, Inc.
FR3 Division
902 County Road 1
Elkhart, IN 46515
(574) 367.3285